


# MyImages Online

**MyImages Online** allows patients to **access and share** their reports and imaging. View your images and reports online 24/7 from the comfort of your own home. Please review the guide below to access your images and reports through **myImages Online**.









## Accessing myColoradoSpringsImages Online

1. Visit **envrad.com/myimages**
2. Click **“login”** button to access log-in page
3. To log-in, enter: **First Name, Last Name, Date of Birth** (MM/DD/YYYY)
4. Check the box to accept the terms and conditions, then click **“SUBMIT”**
5. Select your **email address or mobile phone number** to receive a security PIN, and click **“SUBMIT”**
6. **Enter the PIN** and click **“SUBMIT”**

## Download or share images and reports

 **Downloads**  
Downloads include images, reports, and software for viewing images offline.

 **Share Images**     **View Images**     **View Reports**

+ Add a Study					
<b>Last, First</b> DOB XX-XX-XXXX	 <b>Study Name</b> MR 40 images Acct # 2039CR09 RPhys: LAST, FIRST	<b>02-16-2026</b> 10:20 AM			
			Images	Reports	Download
<b>Last, First</b> DOB XX-XX-XXXX	 <b>Study Name</b> CT 20 images Acct # 2027CR34 RPhys: LAST, FIRST	<b>01-06-2026</b> 9:20 AM			
			Images	Reports	Download